



Views & Comments

Recent Progress in Surface Integrity Research and Development

Fengzhou Fang^{a,b}, Chunyang Gu^a, Ran Hao^a, Kaiyuan You^a, Siyu Huang^a^aState Key Laboratory of Precision Measuring Technology and Instruments, Center of Micro/Nano Manufacturing Technology (MNMT), Tianjin University, Tianjin 300072, China^bCenter of Micro/Nano Manufacturing Technology (MNMT-Dublin), School of Mechanical and Materials Engineering, University College Dublin, Belfield D04 V1W8, Ireland

1. Introduction

Surface integrity has great significance for the quality and performance of machined components, and has therefore been increasingly recognized by industry. In particular, within certain industries that require high reliability, such as the aerospace industry, surface integrity is one of the most relevant indexes used to evaluate the quality of machined parts. Thus, obtaining updated knowledge on surface integrity is of great interest to both the academic community and industry [1]. Surface integrity not only comprises surface topographical features [2,3], but also includes all of their physical, mechanical, metallurgical, chemical, and biological properties and characteristics [4]. Since most manufacturing operations directly affect these properties, the objective of studying surface integrity is to ensure the required service properties of surfaces in part and product manufacturing. Focused research activities in surface integrity are widespread due to increasing demands for surface integrity application in industry, which are caused by industry's need for a better understanding of the functional performance of components and that performance's dependence on the surface integrity generated from various manufacturing processes.

The CIRP Conference on Surface Integrity (CSI) discusses recent technical and scientific advancements, and future trends. This event aims to provide an international forum for researchers to present and exchange the latest achievements in surface-integrity-related research that have great significance in manufacturing and product quality, and that give insight into scientific knowledge on the formation and evolution of surface integrity in various surface processes. The conference includes keynote speeches, an expert panel discussion, oral presentations, posters, and more. More than 200 researchers participated in the CIRP Conference on CSI (2018) from various countries and regions, including China, France, Germany, Ireland, Japan, Poland, Singapore, Sweden, the United Kingdom, and the United States.

This paper comments on the CSI 2018 keynote speeches, which reported on recent progress and achievements in theoretical and experimental investigations on surface integrity in manufacturing processes. The topics covered here include subsurface damage from machining hard and brittle materials, three-dimensional (3D)-printed hydrogel structures, residual stress in metal additive

manufacturing (AM), process signatures, predictive modeling, and multiscale modeling.

2. Machining hard and brittle materials

In recent years, hard and brittle materials have been used in an increasing number of applications in various fields such as communication, optics, and aerospace. Due to their poor machinability, surface and subsurface damage tend to be left on workpieces that are composed of hard and brittle material, making it necessary to analyze their surface integrity. Ductile regime machining assesses brittle materials in terms of their mechanics and materials. If the machined surfaces of a brittle material are free of cracks and chips, the machining process is considered to be within the ductile regime; if not, the process is considered to be within the brittle regime [5]. Several influential factors, including material properties, machining conditions, and tool parameters, have a major influence on the dislocation and slip of materials during the machining process [6].

Material-removal mechanisms vary in terms of their strain rates [7], and cutting speed has a significant effect on the surface quality of variable compliance parts [8]. When the strain rate increases, the material-removal mechanism shifts from the ductile regime into the brittle regime. Strain rate has a strong influence on a material's brittleness and micro-hardness; a higher strain rate always results in a more brittle material [9]. Furthermore, as the cutting speed increases, the hardening depth also increases [10]. When working with brittle materials, it is inevitable for micro-cracks to be generated during machining; however, if a micro-crack is small enough and does not extend beyond the cutting depth, no subsurface damage occurs. Therefore, it is important to choose machine parameters to control the crack scale, which is easily influenced.

Moreover, as a workpiece's brittleness increases, the damage depth decreases [9]. A change in strain rate can influence a material's brittleness, following the rule that brittleness increases with an increase in strain rate, and that a higher strain rate can result in a larger pulverization area. Thus, damage suppression in high-speed machining is an important and urgent task. During a machining process, the material deformation mechanism transforms from isothermal deformation to adiabatic shear/ductile

fracture and then to brittle fracture, due to increased cutting speed. Meanwhile, the chip morphology transforms from continuous to serrated and then to fragmented. This phenomenon has been verified: When the cutting speed of machining Inconel 718 increases from 800 to 7000 m·min⁻¹, the surface roughness increases from 0.237 to 0.902 μm, as shown in Fig. 1 [7].

It is worth noting that material pile-up in machining is generally thought to be the sign of plastic (ductile) deformation; however, it has been verified that pile-up does not always indicate plastic deformation. Brittle regime machining can also generate pile-up with no visible cracks; however, examination of the subsurface would reveal a pulverization area underneath the machined surface [11].

3. Surface integrity in additive manufacturing

AM has been a fast-developing area in the past few years. Since AM is different from the traditional processing of materials, the factors that affect the surface integrity of parts made by AM should be discussed separately. AM techniques can be classified into seven categories based on international standards; these categories include vat photopolymerization, powder-bed fusion, material extrusion, and material jetting, among others [12]. AM enables the freeform fabrication of complex structures, and has a wide range of applications in tissue fabrication. Both metals and biomaterials can be used in AM, which expands the scope of applications [13].

A metal AM process, such as selective laser melting (SLM), can be used to produce functional components directly. The surface integrity of products made through metal AM has become a research focus. In particular, residual stress in combination with some of the new characteristics of AM has ignited great interest among researchers. Residual stress may cause certain adverse effects in metal AM, including examples such as part distortion and cracks. Therefore, a great deal of research focuses on reducing its influence [14,15].

The residual stress generated in manufacturing processes is related to many factors. Relevant research indicates that the most important parameters determining the magnitude and shape of residual stress profiles are the material properties, sample and substrate height, laser-scanning strategy, and heating conditions. Therefore, various specific residual stress mitigation and control methods are being investigated in order to address the above-mentioned issues. *In situ* feedback control is an effective method of dealing with residual stress; this method creates a closed-loop feedback of process parameters and controls the thermography. Thermal gradient control is another practical method, which can be realized by preheating the feedstock material and substrate. In addition to controlling manufacturing processes, residual stress

can be controlled by post-processing, such as magnetic field-assisted polishing and burnishing.

Due to donor shortages and transplant rejection, the medical profession is encountering organ-transplant challenges. Thus, envisioned organ printing is highly recommended, since it can be used to directly manufacture nonconventional parts based on a computer-aided design (CAD) model built by using computed tomography (CT) to scan patients' actual organs. It is the emergence of AM technology that has made it possible to print organs. Among the seven AM techniques mentioned above [12], extrusion-based printing is the most widely used process in bioprinting due to its easy implementation and high efficiency, as well as the wide range of extrudable materials available [16]. Because of the layer-by-layer fabrication process, mechanical and biological properties of tissue-like structures are potentially affected by interfacial features, which vary as a result of factors such as the concentration of hydrogel, concentration of crosslinking agent, gelation temperature, and gelation time. Experimental samples with interfaces in two orientations are fabricated by inkjet printing, and control samples with and without interfaces are fabricated by extrusion printing and casting, as shown in Fig. 2 [17].

Conventional mechanical testing methods for AM, including quasi-static tensile testing, compression testing, and needle insertion (indentation), are still widely used to quantify mechanical behavior [17,18]. Digital image correlation (DIC) is also used as an optical method to quantify interfacial deformation. In order to eliminate interfacial features thoroughly, a novel printing-then-solidification AM approach has been developed, which benefits from the yield-stress property of a nano-clay suspension. With this approach, the liquid state and shape of hydrogel structures can be retained during inside-bath printing (with nano-clay as a support bath) [16] or in-air printing (with nano-clay as an internal scaffold) [19], and then solidified simultaneously. The printing efficiency and accuracy of this approach may be investigated further in future.

4. Predictive models for process-induced surface integrity

An increasing number of research findings are revealing problems with conventional processing; for example, conventional flood cooling during processing may be prejudicial to surface integrity as well as to product life, operator health, and energy consumption. Therefore, sustainable processing is emerging as a relevant field. Sustainable processing of a range of aerospace, automotive, and biomedical alloys can achieve enhanced product quality, life performance, and sustainability, as well as improved process sustainability. Predictive modeling for process-induced surface integrity is of great significance to sustainable machining. The optimal processing parameters, which can be obtained by




Fig. 1. The effect of cutting speed on machining Inconel 718 with 10 mm depth of cut. (a) 800 m·min⁻¹ cutting speed; (b) 7000 m·min⁻¹ cutting speed [7].

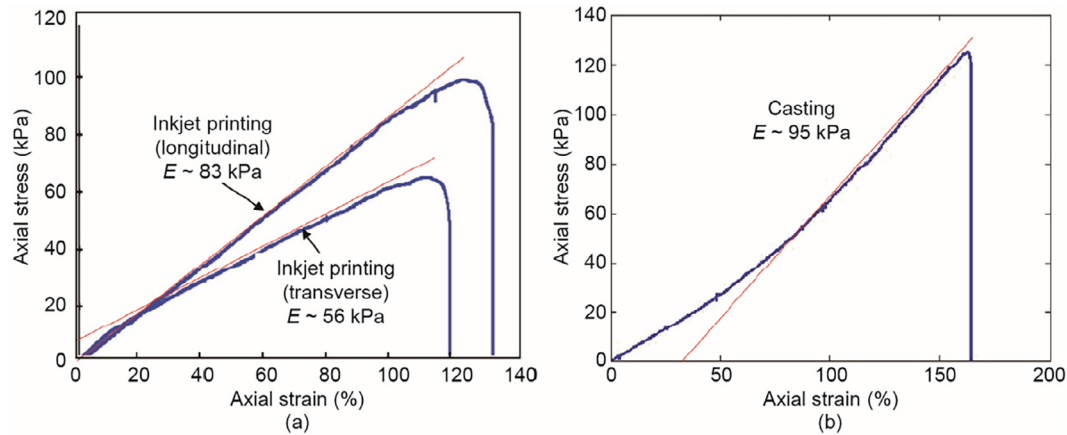


Fig. 2. Representative stress–strain curves for (a) inkjet-printed samples with longitudinal and transverse printing orientations and (b) a casting sample [17].

multiple operations and optimal processing of the model, can be used to realize sustainable machining. Several forward models, both analytic [20–22] and numerical [23,24], have been established in the past decade or more. Forward modeling does not solve the problem of near-infinite iterative experimentation, but merely replaces it with near-infinite iterative computation. Modeling needs that have been proposed involve hybrid reverse modeling, from product performance to the prediction of process conditions. The desired functional performance would be input as the initial parameter in order to achieve a performance-based product and process prediction design, as shown in Fig. 3 [25]. Reverse modeling is a paradigm shift toward true surface engineering that would enable the production of novel products with unprecedented functional performance and sustainability.

Physics-based convergent (multidisciplinary) models for the optimization of manufacturing processes should ultimately be process agnostic. Regardless of the manufacturing process, the external thermal, mechanical, and chemical loads that occur during the process cause specific internal material loads such as temperature and stress fields (see Fig. 4, correlation 2 [26]), and thus lead to modification of the material. Based on this knowledge, process signatures have been proposed [27], which link internal material loads with the resulting material modifications, and determine the underlying mechanisms in order to solve the

inverse problem and pre-determine the required machining parameters.

Thus far, outstanding progress has been achieved in process signatures [27–31]. One prominent result is the uniform notation that has been developed for process signatures and their components. Fig. 5 [26] demonstrates that a process signature includes many Process Signature Components (PSCs) for different scale levels and different types of material modification. For each PSC box, one unified formula $M = f(L)$ is used to embody the correlation between an internal material load (L) and a material modification (M) by involving numerical and analytical models as auxiliary means.

Once the physics-based correlations are known, use of the knowledge-based approach to predict machining parameters under a desired functional property becomes feasible. In future, underlying mechanisms at the microstructural and polycrystalline level will become a highlight of process signatures. The impacts of the initial material state of a workpiece and of multi-stage processing and process chains are also beginning to attract attention [26].

In order to apply theoretical models or inverse models to guide actual industrial production, more complex situations should be considered in industrial applications. Industrial manufacturing processes cover diversified multiscale and multi-physics industrial problems that require modeling and analysis in order to be flexible. In recent years, applications of ultra-precision products are

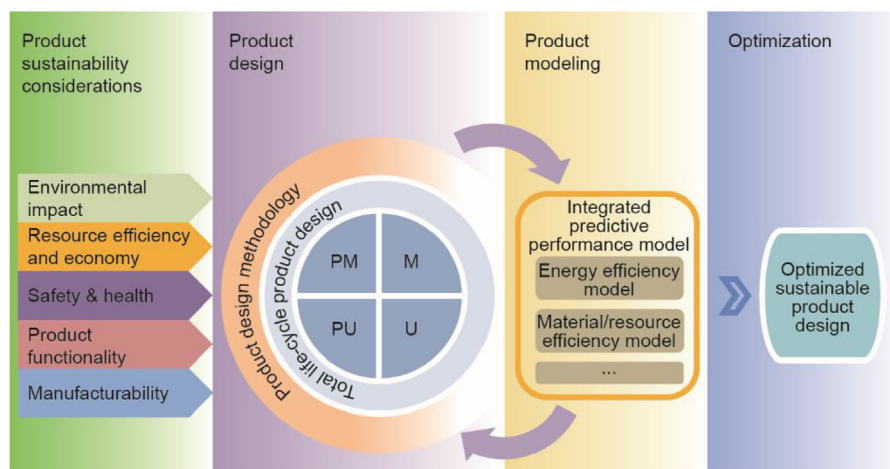


Fig. 3. The predictive product design process [25]. PM, M, U, and PU refer to the pre-manufacturing, manufacturing, use, and post-use stages in life-cycle product, respectively.

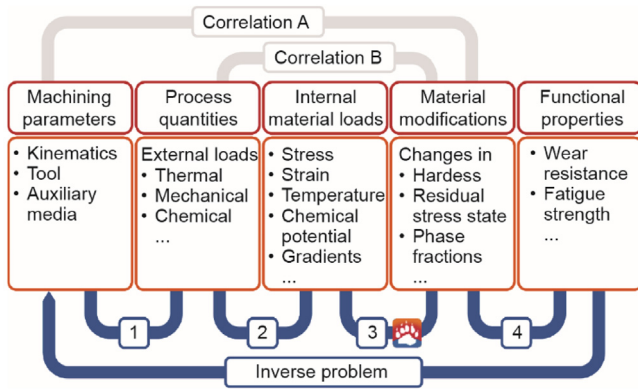


Fig. 4. The causal sequence of manufacturing processes [26].

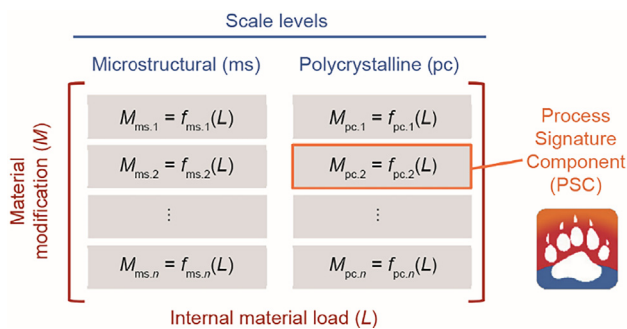


Fig. 5. Notation of a process signature with its single component [26].

becoming increasingly extensive; these include various optical lenses and other ultra-precision machining components whose geometrical accuracy can be as precise as 100 nm. Moreover, human hand-held devices, which have a scale of centimeters, take up such a large market share that industry has put a great deal of effort into improving their efficiency while guaranteeing product quality. Therefore, the scale of industrial cases ranges widely, from a centimeter scale to micrometer and nanometer scales. A top-down modeling approach based on multiscale and multi-physics methods has been proposed in order to analyze this kind of industrial ultra-precision multiscale phenomenon [32,33].

To date, multiscale and multi-physics modeling and analysis have been shown to be feasible and have been used in simulations of an aerofoil components manufacturing system. The next level will involve work using digital twins combined with smart machining and intelligent analysis, along with advanced precision machining, which can be a powerful tool for process optimization [34]. Moreover, work with the simulation approach in digital smart machining has been verified by industrial cases and is believed to be capable of improving the ultra-precision machining process.

5. Conclusions and outlook

Through reverse modeling, it is possible to establish the relationship between machining parameters and functional performance in order to realize sustainable machining for better environmental friendliness, personnel health, and operational safety, and to achieve low machining cost and waste reduction. Given the current processing methods, the focus should be on controlling and optimizing the influencing factors with the greatest weights, and reflecting them in the model. In a specific machining process, particularly when machining hard and brittle materials, damage suppression for high-speed machining should be taken

into account, because the surface roughness increases as the cutting speed of machining increases.

In general, surface integrity covers a wide range of research fields from modeling to metrology, and from manufacturing to process signatures; thus, it is a bridge that combines scientific research with specific applications. Surface integrity has come far beyond its initial concept—which originally focused on the five main areas of surface roughness, micro-hardness, microstructure, residual stress, and features—and is now much more comprehensive in concept than conventional surface metrology. However, no clear definition of surface integrity has been established as yet, so more details must be investigated in order to determine the essential commonalities within this field.

In future work in surface integrity, more attention should be paid to interdisciplinary intersection and the practical needs of industry. Deep integration of manufacturing, measurement, material science, mathematics, and fundamental physics in surface and subsurface research would yield many promising achievements. The use of various processing methods that complement each other, in addition to new technologies, will allow us to further develop surface-integrity-related parameters to meet functional demands.

Acknowledgements

The CIRP Conference on Surface Integrity (CSI) in 2018 was sponsored by the Chinese Academy of Engineering and the Tianjin Development Programme for International Academic Exchange Platform.

References

- [1] Brinksmeier E. CSI Bremen 2012 preface. *Procedia Eng* 2011;19:1–2.
- [2] Krolczyk GM, Marudab RW, Krolczyk JB, Nieslony P, Wojciechowski S, Legutko S. Parametric and nonparametric description of the surface topography in the dry and MQCL cutting conditions. *Measurement* 2018;121:225–39.
- [3] Krolczyk GM, Legutko S. Experimental analysis by measurement of surface roughness variations in turning process of duplex stainless steel. *Metrol Meas Syst* 2014;21(4):759–70.
- [4] Fang FZ, Xu FF. Recent advances in micro/nano-cutting: effect of tool edge and material properties. *Nanomanuf Metrol* 2018;1:4–31.
- [5] Zhang B. Machining of hard and brittle materials: “ductile regime” or “brittle regime”? [presentation]. In: Proceedings of the 4th CIRP Conference on Surface Integrity; 2018 Jul 11–13; Tianjin, China; 2018.
- [6] Fang F, Wu H, Zhou W, Hu X. A study on mechanism of nano-cutting single crystal silicon. *J Mater Process Technol* 2007;184(1):407–10.
- [7] Wang B, Liu Z, Su G, Ai X. Brittle removal mechanism of ductile materials with ultrahigh-speed machining. *J Manuf Sci Eng* 2015;137(6):061002.
- [8] Nieslony P, Krolczyk GM, Wojciechowski S, Chudy R, Zak K, Maruda RW. Surface quality and topographic inspection of variable compliance part after precise turning. *Appl Surf Sci* 2018;434:91–101.
- [9] Zhang B, Howes TD. Subsurface evaluation of ground ceramics. *CIRP Ann* 1995;44(1):263–6.
- [10] Krolczyk G, Legutko S, Nieslony P, Gajek M. Study of the surface integrity microhardness of austenitic stainless steel after turning. *Teh Vjesn* 2014;21(6):1307–11.
- [11] Zhang B, Tokura H, Yoshikawa M. Study on surface cracking of alumina scratched by single-point diamonds. *J Mater Sci* 1988;23(9):3214–24.
- [12] Ringeisen BR, Pirlo RK, Wu PK, Boland T, Huang Y, Sun W, et al. Cell and organ printing turns 15: diverse research to commercial transitions. *MRS Bull* 2013;38(10):834–43.
- [13] Huang Y. Interfacial strength of layer-by-layer manufactured soft structures [presentation]. In: Proceedings of the 4th CIRP Conference on Surface Integrity; 2018 Jul 11–13; Tianjin, China; 2018.
- [14] Li C, Liu Z, Fang X, Guo Y. Residual stress in metal additive manufacturing. *Procedia CIRP* 2018;71:348–53.
- [15] Li C, Guo Y, Fang X, Fang F. A scalable predictive model and validation for residual stress and distortion in selective laser melting. *CIRP Ann* 2018;67(1):249–52.
- [16] Jin Y, Compaan A, Chai W, Huang Y. Functional nanoclay suspension for printing-then-solidification of liquid materials. *ACS Appl Mater Interfaces* 2017;9(23):20057–66.
- [17] Christensen K, Davis B, Jin Y, Huang Y. Effects of printing-induced interfaces on localized strain within 3D printed hydrogel structures. *Mater Sci Eng C* 2018;89:65–74.

- [18] Kaklamani G, Cheneler D, Grover L, Adams MJ, Bowen J. Mechanical properties of alginate hydrogels manufactured using external gelation. *J Mech Behav Biomed Mater* 2014;36:135–42.
- [19] Jin Y, Liu C, Chai W, Compaan A, Huang Y. Self-supporting nanoclay as internal scaffold material for direct printing of soft hydrogel composite structures in air. *ACS Appl Mater Interfaces* 2017;9(20):17456.
- [20] Wang X, Jawahir IS. Recent advances in plasticity applications in metal machining: slip-line models for machining with rounded cutting edge restricted contact grooved tools. *Int J Mach Machinabil Mater* 2007;2(3): 347–60.
- [21] Ulutan D, Alaca BE, Lazoglu I. Analytical modeling of residual stresses in machining. *J Mater Process Technol* 2007;183(1):77–87.
- [22] Lazoglu I, Ulutan D, Alaca BE, Engin S, Kaftanoglu B. An enhanced analytical model for residual stress prediction in machining. *CIRP Ann* 2008;57(1):81–4.
- [23] Umbrello D, Outeiro JC, M'Saoubi R, Jayal AD, Jawahir IS. A numerical model incorporating the microstructure alteration for predicting residual stresses in hard machining of AISI 52100 steel. *CIRP Ann* 2010;59(1):113–6.
- [24] Pu Z, Dillon OW, Jawahir IS, Puleo DA. Microstructural changes of AZ31 magnesium alloys induced by cryogenic machining and its influence on corrosion resistance in simulated body fluid for biomedical applications. In: *Proceedings of the ASME 2010 International Manufacturing Science and Engineering Conference*; 2010 Oct 12–15; Erie, PA, USA. New York: ASME; 2010. p. 271–7.
- [25] Jawahir IS. Predictive models for process-induced surface integrity to achieve desirable functional performance in manufactured components [presentation]. In: *Proceedings of the 4th CIRP Conference on Surface Integrity*; 2018 Jul 11–13; Tianjin, China; 2018.
- [26] Brinksmeier E, Meyer D, Heinzel C, Lübben T, Sölter J, Langenhorst L, et al. Process signatures—the missing link to predict surface integrity in machining. *Procedia CIRP* 2018;71:3–10.
- [27] Brinksmeier E, Gläbe R, Klocke F, Lucca DA. Process signatures—an alternative approach to predicting functional workpiece properties. *Procedia Eng* 2011;19(1):44–52.
- [28] Brinksmeier E, Klocke F, Lucca DA, Sölter J, Meyer D. Process signatures—a new approach to solve the inverse surface integrity problem in machining processes. *Procedia CIRP* 2014;13:429–34.
- [29] Zhu X, Zhang F, Lei M, Guo D. Material loading in inverse surface integrity problem solution of cemented carbide component manufacturing by surface modification. *Procedia CIRP* 2016;45:235–8.
- [30] Lei M, Zhu X, Guo D. Reducing geometrical, physical and chemical constraints in surface integrity of high performance stainless steel components by surface modification. *J Manuf Sci Eng* 2016;138(4):044501.
- [31] Sealy MP, Liu Z, Guo Y, Liu Z. Energy based process signature for surface integrity in hard milling. *J Mater Process Technol* 2016;238:284–9.
- [32] Cheng K. Multi-scale multi-physics modelling and analysis with the application to precision manufacturing of aerospace structures and components [presentation]. In: *Proceedings of the 4th CIRP Conference on Surface Integrity*; 2018 Jul 11–13; Tianjin, China; 2018.
- [33] Qin S, Cheng K. Future digital design and manufacturing: embracing industry 4.0 and beyond. *Chin J Mech Eng* 2017;30(5):1047–9.
- [34] Cheng K, Niu Z, Wang R, Rakowski R, Bateman R. Smart cutting tools and smart machining: development approaches, and their implementation and application perspectives. *Chin J Mech Eng* 2017;30(5):1162–76.